






Outdoor showcase – model 1

Description 2x3 Art. No: **GK1 W, GS1 W, GT1 W**

Characteristics: Solid aluminium frame. For outdoor use. Lockable polycarbonate door with allen-key. Zink steel extra backing. Magnetic, felt or cork surface.

Set includes: Mounting set.

Warranty: 10-year for the lacquered surface and 2-year product warranty.



Outdoor showcase – model 1

External depth			45 mm				
Internal depth			35 mm				
2x3 Art. No	Surface	Dimensions (AxB) [cm]	Frame	Doors	Corners	Weight [kg]	Warranty
GK14A4W	cork	53 x 70 (4x A4)	alumiowa	made of plexiglass, locked with a key	plastic in grey	8,0	2 years
GK16A4W		75 x 70 (6x A4)				11,0	
GK19A4W		75 x 101 (9x A4)				14,0	
GS14A4W	dry-wipe magnetic lacquered	53 x 70 (4x A4)				7,5	10 years for the surface 2 yeras for the product
GS16A4W		75 x 70 (6x A4)				14,0	
GS19A4W		75 x 101 (9x A4)				18,5	
GT14A4W	felt	53 x 70 (4x A4)				8,0	2 years
GT16A4W		75 x 70 (6x A4)				11,0	
GT19A4W		75 x 101 (9x A4)				14,0	

surfaces

